



**Plaspave**<sup>®</sup>

LANDSCAPING PRODUCTS

# *Conventional* PAVING

THE ULTIMATE CHOICE





NOTHING TRANSFORMS OUTDOOR SPACES AS EFFECTIVELY AND ATTRACTIVELY AS PLASPAVE DRIVEWAYS, PATIOS AND PATHS. AND NOW OUR BLOCK PAVING ALSO OFFERS AN ENVIRONMENTALLY RESPONSIBLE SOLUTION FOR CREATIVE LANDSCAPING.

## A Conventional and Permeable Collection of Block Paving



Our **VIBRANT** and **EXCITING** variety of colours, **TEXTURES** and **DESIGNS** will add **INTEREST** and **INDIVIDUALITY** to your property, combining **FLAIR** and **FUNCTIONALITY** in landscaping that is **DURABLE**, **LOW-MAINTENANCE** yet **VISUALLY STUNNING**.

Recognising the need for hard landscaping to provide more sustainable drainage systems - a need embodied in recent legislation affecting paving around the home - **PLASPAVE Permi·8** permeable paving not only offers all the attractions of conventional paving but also satisfies the new rules. **PLASPAVE's Permi·8** range incorporates technology that replicates natural drainage as closely as possible, helping to address the issue of flooding and pollution from rainwater run-off while still looking great.



**Plaspave**  
LANDSCAPING PRODUCTS

**Plaspave**  
**PERMi·8**  
PERMEABLE LANDSCAPING PRODUCTS

WHATEVER OPTION YOU CHOOSE, YOU CAN BE SURE THAT PLASPAVE PRODUCTS WILL ADD STYLE AND DISTINCTION TO YOUR HOME.

MADE IN ENGLAND



# The Galleria

VISIONARY LANDSCAPE PAVING



The **GALLERIA** shows you what's possible – how **POTENTIAL** can be **TRANSFORMED** into the **PRACTICAL** by **SENSITIVE LANDSCAPING** and **EXPERT LAYING** of a **HIGH QUALITY** product.



If you plan to **ENHANCE** your **PROPERTY** with a new **DRIVEWAY**, **PATHWAY**, **PATIO** or **TERRACE**, the **GALLERIA** section of the **PLASPAVE WEBSITE** is specifically designed to help you **VISUALISE** before you **REALISE** your landscaping dream.

It shows our **INNOVATIVE**, **AESTHETIC** and **HIGHLY FUNCTIONAL** range of **PLASPAVE CONCRETE BLOCK PAVING** in situ, showcasing hundreds of **IMAGES** of properties which already have the proven benefit of **PLASPAVE** products.

The impressive **VARIETY** of **PATTERNS**, **COLOURS**, **TEXTURES** and **STYLES** that **PLASPAVE BLOCK PAVING** offers can

be seen at its best in our **GALLERIA**, to **STIMULATE**, **EXCITE** and **INSPIRE** your **CREATIVITY**

**VISUALISE** before you **REALISE** your **LANDSCAPING DREAM**

**Plaspave**<sup>®</sup>  
LANDSCAPING PRODUCTS

If you are keen to **ENHANCE THE VALUE** of your home in ways that are both **AESTHETICALLY PLEASING** and **PRACTICAL**, longing to give a **STYLISH MAKEOVER** to a problem area on your property, or simply looking to **REVIVE** a tired existing outdoor space, THE **DISTINCTIVE PLASPAVE RANGE** of concrete block paving HAS THE ANSWER.



## Plaspave **CONVENTIONAL** block paving


## Plaspave Galleria INDEX



Simply the  
**ULTIMATE  
CHOICE**  
for your landscaping

Plaspave has a product  
**TO MATCH YOUR ASPIRATIONS**

Whether you are embarking on a exciting  
new project or renovating an existing  
driveway, patio or courtyard, PLASPAVE has  
an abundance of textures, colours and  
shapes to soothe, stimulate and revive.



### COBBLESTONES AND SETTS

Sorrento Tumbled Setts COLOURWAYS Page 60-61	8-27	
Como Cobblestones COLOURWAYS Page 62	28-33	
Amalfi Megasett COLOURWAYS Page 63	34-39	
Modena Contemporary Setts COLOURWAYS Page 64	40-45	
Vienna Contemporary Tri-Setts COLOURWAYS Page 65	46-47	
Palermo Modular Setts COLOURWAYS Page 66	48-49	
Monopoli Solosett COLOURWAYS Page 67	50-53	

### RECTANGULAR BLOCK PAVING

Premia 60 Smooth Wider Plaspave COLOURWAYS Page 68	54-55	
Plaspave 50 Block Paving COLOURWAYS Page 69	56-57	
Plaspave Sixty Block Paving COLOURWAYS Page 69	58-59	

### KERBS AND ACCESSORIES

Plaskerb Kerbs and Accessories	70-71	
--------------------------------	-------	--

### **PLASPAVE BLOCK PAVING**

*a distinctive and versatile range  
to add interest and individuality  
to any home and garden*

## Plaspave **PERMEABLE** block paving



**PLASPAVE PERMI.8** is the intelligent  
approach to rainwater management  
around a property



Whilst retaining the well respected aesthetics and durability of concrete  
block paving, the **Plaspave Permi.8** range is available in six of our most  
popular products and they have the added benefit of meeting current  
legislations for driveways and paving of gardens.

**Plaspave Permi.8** reduces the volume of surface water run off,  
slows down the rate at which rainwater enters the drainage system and  
ultimately reduces flooding and pollution.  
See pages 72 - 81 for stormwater solutions from Plaspave.

### PERMEABLE COBBLESTONES AND SETTS

Sorrento Permi.8 Tumbled Setts COLOURWAYS Page 92	82-83	
Amalfi Permi.8 Megasett COLOURWAYS Page 92	84-85	
Modena Permi.8 Contemporary Setts COLOURWAYS Page 93	86-87	
Monopoli Permi.8 Solosett COLOURWAYS Page 93	88-89	

### PERMEABLE RECTANGULAR BLOCK PAVING

Plaspave Sixty Permi.8 Cobblestones COLOURWAYS Page 94	90	
Plasline Permi.8 Mini Chamfered Paving COLOURWAYS Page 94	91	





STUNNING SETTS for a STYLISH SETTING




Plaspave Cobblestones & Setts

*Rich, colourful  
and individual,  
**SORRENTO**  
creates a  
distinctive,  
customised  
stone-effect  
that will  
appeal to the  
artist in you*



Specifically created for designs that are special, **Sorrento** has the versatility needed for that individual effect. **Sorrento** stone-look setts are the largest in the Plaspave range and available in a choice of eight attractive colourways – factors that allow both fast random laying and a subtly different appearance for driveways, paths and patios.

There are three sizes of quarry fettled, tumbled setts included in every pack to help ensure your landscaping project delivers the outstanding look you want to achieve.



FOR TECHNICAL GUIDE, COLOURS AND PATTERNS  
see pages 60-61

# SORRENTO™



**Above:**  
Sorrento **GRANITE STONE**  
**Edging:**  
Plaspave Sixty **BUFF**

**Left:**  
Sorrento **CARRARA STONE**

**Top left:**  
Sorrento **SARSEN STONE**

**Top centre:**  
Sorrento **PEAKSTONE**

**Top right:**  
Sorrento **NIDDSTONE**

**Right:**  
Sorrento **SARSEN STONE**  
**Edging:**  
Plaskerb **BUFF**

INDIVIDUALITY that SERVES you well

**SORRENTO**  
PLASPAVE TUMBLED SETTS



Plaspave Cobblestones & Setts





SUBTLE SHADES ensure a LASTING IMPRESSION

**SORRENTO**  
PLASPAVE TUMBLED SETTS

Plaspave Cobblestones & Setts





COMPLEMENT your garden with EXCEPTIONAL ELEGANCE

**SORRENTO**  
PLASPAVE TUMBLED SETTS

Plaspave Cobblestones & Setts

*Above:*  
Sorrento  
PEAKSTONE

*Right:*  
Sorrento  
GRANITE STONE

*Edging:*  
Plaspave Sixty  
BUFF

*Centre:*  
Sorrento  
NIDDSTONE

*Far right:*  
Sorrento  
BRUNELLO

FOR TECHNICAL  
GUIDE, COLOURS  
AND PATTERNS  
see pages 60-61







RADIATE COLOURFUL CHARM around your home

**SORRENTO**  
PLASPAVE TUMBLED SETTS

Plaspave Cobblestones & Setts





*Left:*  
Sorrento  
GRANITE STONE

*Right:*  
Sorrento  
SARSEN STONE

FOR TECHNICAL  
GUIDE, COLOURS  
AND PATTERNS  
see pages 60-61

*Below:*  
Sorrento  
RUSTIC GOLD

*Bottom left:*  
Sorrento  
PEAKSTONE

*Bottom right:*  
Sorrento  
ARISSA

*Opposite page:*  
Sorrento  
BRUNELLO



**SORRENTO**  
PLASPAVE TUMBLED SETTS

STROKES of GENIUS for the PERFECT BOUNDARY

Plaspave Cobblestones & Setts





An EFFECTIVE APPROACH to your PROPERTY





*Above:*  
Sorrento  
CARRARA STONE

*Left:*  
Sorrento  
SARSEN STONE

*Below:*  
Sorrento  
GRANITE STONE

*Opposite page:*  
Sorrento  
NIDDSTONE

FOR TECHNICAL  
GUIDE, COLOURS  
AND PATTERNS  
see pages 60-61



OPTIMISE your OUTDOOR SPACES with STYLE

**SORRENTO**  
PLASPAVE TUMBLED SETTS

Plaspave Cobblestones & Setts



Blending **Sorrento Granite Stone** with **Sorrento Carrara Stone** produces the uniquely individual **Sorrento Arissa** – in which contrasting but complementary colours provide the ideal option for a statement about your home that is dramatic as well as aesthetic.

Sorrento **Arissa**

Beautifully BLENDING the RULES

Designed to be different by offering the creative possibilities of mix-and-match, **SORRENTO ARISSA** will fire your imagination. It is supplied either as separate packs or, for a premium, in ready-blended packs for speedy laying.



Plaspave Cobblestones & Setts





Create BRIGHTER and MORE BEAUTIFUL gardens

**SORRENTO**  
PLASPAVE TUMBLED SETTS

Plaspave Cobblestones & Setts



CREATIVITY STEPS out of the SHADOWS



**COMO**  
PLASPAVE COBBLESTONES

Plaspave Cobblestones & Setts

*Their small  
size and  
classic  
appearance  
make COMO  
cobble setts  
the dream  
choice of  
landscapers*



The design flexibility of **Como** makes it a highly popular choice for driveways, and particularly, paths and patios. This flexibility is based on the small size of these cobble setts, which makes **Como** perfect for combining with other Plaspave paving blocks and hard landscaping materials to achieve interesting and often intricate patterns, shapes and colour combinations that exude character.

Create attractive features by laying COMO in circles of contrasting colours within large areas of paving, or use COMO to add textural detail to edging and pathways. Three sizes in each pack means COMO is ideal for giving paved areas individual styling and character.



FOR TECHNICAL GUIDE, COLOURS AND PATTERNS see page 62



*Top left:*  
Como GRANITE STONE

*Top centre:*  
Como RUSTIC GOLD and BUFF

*Top right:*  
Como GRANITE STONE

*Above top and above left:*  
Como GRANITE STONE

*Above right:*  
Como BUFF

*Left:*  
Como RUSTIC GOLD and BUFF mixed

*Opposite page:*  
Como RUSTIC GOLD

Bringing CRAFTSMANSHIP and CHARACTER together



Plaspave Cobblestones & Setts



Right:  
Como BUFF

Below:  
Como GRANITE STONE

Edging:  
Plaskerb CHARCOAL

Bottom left:  
Como RUSTIC GOLD

Bottom Right:  
Como GRANITE STONE

Opposite page:  
Como BUFF

Highlight paver:  
Sorrento GRANITE STONE




Allow your IMAGINATION to take you ROUND

**COMO**  
PLASPAVE COBBLESTONES

Plaspave Cobblestones & Setts





Make entranceways ENTRANCING with an IMPRESSIVE APPROACH

*Achieve a warm and welcoming feel for your property with AMALFI's earthy, stone-effect tones*

Plaspave Cobblestones & Setts



The warmth and vibrancy of the **Amalfi** colour palette creates driveways and patios that look at once welcoming and reassuringly timeless. **Carrara Stone** – with its hint of the Mediterranean – **Peakstone**, **Sarsen Stone** and **Granite Stone** offer distinct but equally attractive options to suit your particular taste.

Those rich, stone-effect tones and quarry-fettled edges add to the appeal of AMALFI. Lay it in an offset herringbone pattern for a striking effect, or create a splendid sweep to your front door.



amalfi™

FOR TECHNICAL GUIDE, COLOURS AND PATTERNS see page 63



*Top left:*  
Amalfi CARRARA STONE

*Top middle:*  
Amalfi PEAKSTONE

*Top right:*  
Amalfi SARSEN STONE

*Above:*  
Amalfi CARRARA STONE

*Far left and left:*  
Amalfi CARRARA STONE

*Opposite page:*  
Amalfi SARSEN STONE  
with PLASKERB  
Channel Block in Buff

A PERFECT WAY to RAISE the TONE

amalfi  
PLASPAVE MEGASETT



Plaspave Cobblestones & Setts





Give your HOME a WARM and WELCOMING feel



Plaspave Cobblestones & Setts

*Above:*  
Amalfi CARRARA STONE

*Right:*  
Amalfi PEAKSTONE

*Centre:*  
Amalfi CARRARA STONE

*Far Right:*  
Amalfi PEAKSTONE

FOR TECHNICAL GUIDE,  
COLOURS AND PATTERNS  
see page 63







CLASSICALLY SMOOTH with a CONTEMPORARY EDGE

*Subtly sophisticated, the crisp, clean lines of MODENA are ideal for modern outdoor areas*



With its larger elemental size to facilitate fast laying, and mini-chamfered edges contributing to a smooth-running surface, **Modena** offers practical, highly functional and tyre-friendly paving.

Visually too, MODENA is a classically elegant choice, with the geometric precision of sharp, straight lines highlighting the attractive marbling effect achievable with any of three colourways. This is a true modern classic to enhance any property.



modena™

FOR TECHNICAL GUIDE, COLOURS AND PATTERNS see page 64




*Top left:* Modena **PEAKSTONE**  
*Top centre:* Modena **SARSEN STONE**  
*Top right:* Modena **GRANITE STONE**  
*Above:* Modena **GRANITE STONE**  
*Above left top and left:* Modena **PEAKSTONE**  
*Above left:* Modena **GRANITE STONE**  
*Opposite page:* Modena **PEAKSTONE**  
*Edging:* **PLASKERB** in Charcoal

PRECISELY STYLISH for the COOL APPROACH



Plaspave Cobblestones & Setts





*Above main:* Modena **PEAKSTONE**  
*Above centre:* Modena **PEAKSTONE**  
*Opposite page:* Modena **GRANITE STONE**  
*Above left :* Modena **GRANITE STONE**  
*Above right:* Modena **GRANITE STONE**  
*Left:* Modena **GRANITE STONE**

FOR TECHNICAL GUIDE, COLOURS AND PATTERNS see page 64



modena™  
PLASPAVE CONTEMPORARY SETTS

Plaspave Cobblestones & Setts

SMART, CHIC and ELEGANTLY LINED up



The appeal of **Vienza** embraces the visual and the practical, with subtly antiqued edges and a selection of large, medium and small setts in every pack ensuring quick and easy random laying as well as classical design.

**VIENZA** brings distinctive style to any home, whether modern or traditional, offering the attraction of a stone-effect appearance – in Traditional Brindle and three marvellously mellow colourways – at a truly competitive price.



FOR TECHNICAL GUIDE, COLOURS AND PATTERNS see page 65



ANTIQUELY EDGED for  
a UNIQUE & CONTEMPORARY EDGE



*If you are  
looking for  
paving that  
is a little bit  
special,  
VIENZA has  
that certain  
touch of class*



<i>Top left:</i> Vienza <b>BURNT BRACKEN</b>	<i>Above:</i> Vienza <b>GRANITE STONE</b>	<i>Far left:</i> Vienza <b>GRANITE STONE</b>
<i>Above centre:</i> Vienza <b>GRANITE STONE</b>	<i>Above top left:</i> Vienza <b>BURNT BRACKEN</b>	<i>Opposite page:</i> Vienza <b>BURNT BRACKEN</b>
<i>Above right:</i> Vienza <b>BURNT BRACKEN</b>	<i>Above left :</i> Vienza <b>BURNT BRACKEN</b>	<i>Edging: COMO in Granite Stone and Buff</i>



Characterised by its large element, riven, stone-like surface, **Palermo** modular setts in three subtle colourways can transform either large or small areas, giving newly paved surfaces a weathered look that is both welcoming and fashionable.

**Palermo**



PALERMO is available in two sizes, each packed separately to afford fast laying rates for economical project costs while allowing creative two-size or single-size random pattern designs. Such design flexibility and detailing possibilities facilitates the creation of unique laying patterns, bestowing a characterful and timeless elegance to any style of property.

FOR TECHNICAL GUIDE,  
COLOURS AND PATTERNS  
see page 66

Above and right:  
Palermo  
TRADITIONAL  
BRINDLE



WELCOME to the great outdoors –  
WHATEVER THE WEATHER




A recent  
addition to  
our range  
of premium  
block paving,  
PALERMO  
gives discerning  
home owners  
scope to  
enhance the  
look of their  
property with  
flair

Plaspave Cobblestones & Setts



STUNNING PATTERNS that ENHANCE your OUTLOOK




*For an individualistic and distinguished alternative to classic block paving, MONOPOLI is the smart choice*

Plaspave Cobblestones & Setts



A single piece stone-effect cobble sett with flexible patterning potential, **Monopoli** is quick and easy to lay, making it a cost-effective option for any driveway or patio.

Subtle brindle colours and a riven surface make the creation of colourful and harmonious yet strikingly individual designs possible with MONOPOLI, whose patterns add prestige to homes and gardens.



FOR TECHNICAL GUIDE, COLOURS AND PATTERNS see page 67

# Monopoli™

Paving with UNMISTAKABLE PERSONALITY



Top left and top right: Monopoli BURNT BRACKEN  
Top centre: Monopoli RUSTIC GOLD  
Edging pavers: Como BUFF and RUSTIC GOLD  
Left: Monopoli BURNT BRACKEN  
Above: Monopoli RUSTIC GOLD  
Edging pavers: Como BUFF and RUSTIC GOLD  
Centre left: Monopoli BURNT BRACKEN  
Above bottom: Monopoli RUSTIC GOLD  
Above bottom: Monopoli RUSTIC GOLD  
Opposite page: Monopoli BURNT BRACKEN

Plaspave Cobblestones & Setts



The larger size of **Premia 60** blocks is designed to offer strength, stability and easy interlocking sought when paving wider, longer driveways and expansive terraces - and because fewer blocks are required to pave any given area, they are ideal for such extensive projects.

**Premia 60** blocks also feature a mini-chamfer and smooth surface, ensuring low maintenance with no loss of visual appeal: three available colourways really let the colour shine through.



Creating an IMPRESSION  
on a GRAND SCALE



Larger  
than classic  
rectangular  
block paving,  
**Premia 60**  
is designed to  
make a big  
impression



Above: Premia 60 **TRADITIONAL BRINDLE**      Right: Premia 60 **GRANITE STONE**  
Above left: Premia 60 **GRANITE STONE**  
Above right: Premia 60 **RUSTIC GOLD**  
FOR TECHNICAL GUIDE,  
COLOURS AND PATTERNS  
see page 68

Plaspave Rectangular Block Paving



Quick and easy to lay in a variety of patterns and available in a range of five different colours, **Plaspave 50** is an attractive light load-bearing block that offers versatility and classic style at an economic price.


PLASPAVE 50 traditional rectangular block paving is perfect for transforming any driveway, path or patio area that has become tired, uneven or broken and would benefit from an affordable facelift. It is a byword for value and versatility.



FOR TECHNICAL GUIDE, COLOURS AND PATTERNS see page 69



Top: Plaspave 50 TRADITIONAL BRINDLE  
Above left: Plaspave 50 RUSTIC GOLD  
Above right: Plaspave 50 BUFF  
Right: Plaspave 50 RUSTIC GOLD  
Edging: PLASPAVE 50 in Charcoal



Making a DIFFERENCE without BREAKING THE BANK

Offering stylish good looks at an economical price, PLASPAVE 50 is also quick and easy to lay

Plaspave Rectangular Block Paving





Putting the great into the GREAT OUTDOORS



*Durable and very versatile, PLASPAVE SIXTY classic rectangular block paving is all about design flexibility*


Plaspave Rectangular Block Paving



FOR TECHNICAL GUIDE, COLOURS AND PATTERNS see page 69

Designed to enhance any home and garden, whether traditional or contemporary, **Plaspave Sixty** is renowned for its proven durability and dimensional accuracy, making it perfect for all hard landscaping projects of whatever size.

PLASPAVE SIXTY is the classic paver that is quickly and easily laid, and available in a comprehensive range of colours designed to blend in and harmonise with any architectural style or garden landscape.



*Main Image:*  
Plaspave Sixty  
TRADITIONAL BRINDLE  
and CHARCOAL

*Above and below:*  
Plaspave Sixty BUFF

*Right:*  
Plaspave Sixty  
TRADITIONAL BRINDLE

*Far Right:*  
Plaspave Sixty RUSTIC GOLD





# SORRENTO *Tumbled Setts*

**SORRENTO**  
PLASPAVE TUMBLED SETTS

A collection of colourways  
with DISTINCTIVE CHARACTER  
and INSTANT MATURITY



***SORRENTO** is a stone-look sett with three sizes included in every pack and it's attractive quarry fettled, tumbled look make it a very popular product.*

*Its large element size and speed of random laying make it a firm favourite for any project. For a truly unique look, **SORRENTO ARISSA** is a blend of Carrara Stone and Granite Stone. Supplied as separate or ready-blended packs, it is the ultimate in mix and match.*



## SORRENTO DIMENSIONS

Thickness	60mm	
Size	LARGE	240mm x 160mm
	MEDIUM	200mm x 160mm
	SMALL	160mm x 160mm

## SORRENTO PACK INFORMATION

Average pack contents		
	LARGE units	77
	MEDIUM units	77
	SMALL units	77
Pack coverage	7.35m <sup>2</sup>	
Pack weight	1000kg	



**SORRENTO**  
PLASPAVE TUMBLED SETTS

see pages 82 - 83



## COMO Cobblestones

## AMALFI Megasett

**COMO**  
PLASPAVE COBBLESTONES



BUFF Stretcher Bond



GRANITE STONE Stretcher Bond



SARSEN STONE Stretcher Bond



CARRARA STONE Offset Herringbone



RUSTIC GOLD Stretcher Bond



PEAKSTONE Stretcher Bond



GRANITE STONE Stretcher Bond

*With three sizes in every pack, these small cobblestones have a warm, aged appearance that is ideal for creating individually styled drives, pathways and patios. They are also perfect for combining with other Plaspave products creating novel detailing and edging contrasts. Using one full pack of **COMO** it is possible to construct two different circle designs (see above) or why not make them larger or smaller to create your ideal circle feature.*

### COMO DIMENSIONS

Thickness	60mm
Size	LARGE 130mm x 80mm
	MEDIUM 100mm x 80mm
	SMALL 80mm x 80mm

### COMO PACK INFORMATION

Pack coverage	7.68m <sup>2</sup>
Pack coverage	96 linear m
Pack weight	1020kg



*This sizeable single piece tumbled sett enables driveways to be constructed in an unusual and distinctive offset herringbone pattern. The quarry fettled edges of **AMALFI** combined with the rich stone effect colourways will create a most impressive approach to any home.*


### AMALFI DIMENSIONS

Thickness	60 mm
Size	240mm x 160mm

### AMALFI PACK INFORMATION

Pack contents	180 units
Pack coverage	6.91m <sup>2</sup>
Pack weight	960kg

**amalfi**  
PLASPAVE MEGASETT



see pages 84 - 85





## MODENA Contemporary Setts



**modena**  
PLASPAVE CONTEMPORARY SETTS



see pages 86 - 87



### MODENA DIMENSIONS

Thickness	60mm	
Size	LARGE	240mm x 160mm
	MEDIUM	200mm x 160mm
	SMALL	160mm x 160mm

### MODENA PACK INFORMATION

Average pack contents	
LARGE units	80
MEDIUM units	80
SMALL units	80
Pack coverage	7.68m <sup>2</sup>
Pack weight	1020kg



*The large elemental size of MODENA Setts highlights the marble brindled effect of the colourways and their sharp clean lines. The smooth mini-chamfered surface make this product the ideal choice for play areas and driveways alike.*

## VIENZA Contemporary Tri-Setts



*VIENZA has the special appeal of subtly antiqued edges and the inclusion of large, medium and small setts in every pack allows for quick and easy random patterning.*



### VIENZA DIMENSIONS

Thickness	50mm	
Size	LARGE	240mm x 120mm
	MEDIUM	160mm x 120mm
	SMALL	80mm x 120mm

### VIENZA PACK INFORMATION

Average pack contents	
LARGE units	112
MEDIUM units	224
SMALL units	56
Pack coverage	8.06m <sup>2</sup>
Pack weight	925kg



**VIENZA**  
CONTEMPORARY TRI-SETTS





PALERMO *Modular Setts*


MONOPOLI *Solo sett*



**Palermo**  
PLASPAVE MODULAR SETTS



GRANITE STONE      Stretcher Bond



TRADITIONAL BRINDLE      Stretcher Bond

*These modular setts have textured edges and aged upper riven surfaces which are perfect for transforming landscapes large and small. Available in two sizes which are packed separately, PALERMO offers design and detailing flexibility and they are the ideal choice to create unique laying patterns with a fashionably weathered look.*

PALERMO DIMENSIONS

Thickness	50mm
Size	LARGE    240mm x 164mm
	SMALL    164mm x 164mm

PALERMO PACK INFORMATION

LARGE units

Pack contents	210
Pack coverage	8.47m <sup>2</sup>
Pack weight	970kg

SMALL units

Pack contents	350
Pack coverage	9.41m <sup>2</sup>
Pack weight	1050kg

ADVISORY LAYING NOTE

*When laying Palermo, you need to protect the wacker plate with a runner or neoprene mat to protect the riven surface of the paving. A generous covering of jointing sand will also help protect the surface.*



PEAKSTONE      Stretcher Bond



BURNT BRACKEN      Stretcher Bond



GRANITE STONE      Stretcher Bond



PEAKSTONE      45° Herringbone



TRADITIONAL BRINDLE      Stretcher Bond

*Individually distinctive, MONOPOLI has an attractive riven surface and is available in five subtle brindle colours. This single piece 240mm x 120mm stone-effect cobble sett offers rapid laying and is a cost effective alternative to classic block paving.*



RUSTIC GOLD      Stretcher Bond

MONOPOLI DIMENSIONS

Thickness	60 mm
Size	240mm x 120mm

MONOPOLI PACK INFORMATION

Eastern Division

Pack contents	198 units
Pack coverage	5.70m <sup>2</sup>
Pack weight	750kg

Western Division

Pack contents	216 units
Pack coverage	6.22m <sup>2</sup>
Pack weight	820kg



**Monopoli**  
PLASPAVE SOLOSETT



see pages 88 - 89



## PREMIA 60 *Smooth Wider Plaspave*



**Premia 60**  
SMOOTH WIDER PLASPAVE



TRADITIONAL BRINDLE 45° Herringbone



GRANITE STONE Stretcher Bond



RUSTIC GOLD Stretcher Bond

### PREMIA 60 DIMENSIONS

Thickness	60 mm
Size	200mm x 125mm

### PREMIA 60 PACK INFORMATION

Pack contents	272 units
Pack coverage	6.8m <sup>2</sup>
Pack weight	900kg

*PREMIA 60 is considerably larger than the traditional rectangular block paving and can be laid in various eye-catching patterns, including herringbone and stretcher bond for a smoothly stylish, colourful option. It offers the additional benefit of a larger unit size which means that fewer are needed to pave an extensive area.*

## PLASPAVE 50 & PLASPAVE SIXTY



TRADITIONAL BRINDLE 45° Herringbone



BUFF Stretcher Bond



RUSTIC GOLD 90° Herringbone



RED 90° Herringbone

### PLASPAVE 50 DIMENSIONS

Thickness	50 mm
Size	200mm x 100mm

### PLASPAVE 50 PACK INFORMATION

Pack contents	488 units
Pack coverage	9.76m <sup>2</sup>
Pack weight	1098kg

### PLASPAVE SIXTY DIMENSIONS

Thickness	60 mm
Size	200mm x 100mm

### PLASPAVE SIXTY PACK INFORMATION

Pack contents	360 units
Pack coverage	7.2m <sup>2</sup>
Pack weight	970kg



CHARCOAL Stretcher Bond



**Plaspave 50** **Plaspave Sixty**

*Quick and easy to lay, PLASPAVE 50 and PLASPAVE SIXTY rectangular block paving is the ideal choice for drives and patios where hard landscaping is required for an economical cost. This attractive load bearing paving is designed to blend and harmonise with any home and garden style.*



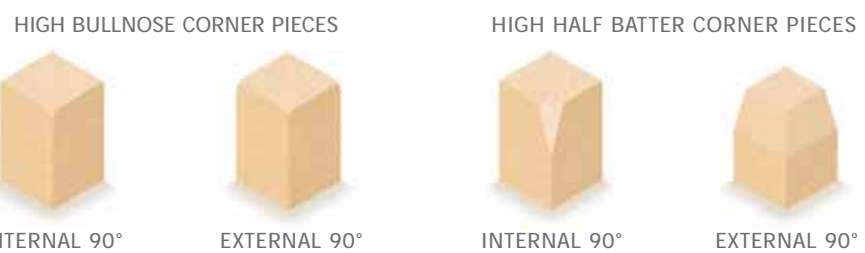
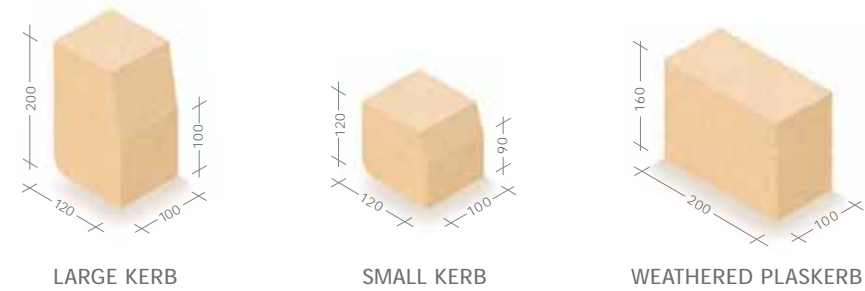
see page 90





## PLASKERB EDGE RESTRAINTS

The Plaskerb range comprises of Large and Small Kerbs, a Weathered Plaskerb and a range of special Radial Plaskerbs. *A supplementary range of units is also available to suit a variety of applications - see page 71*



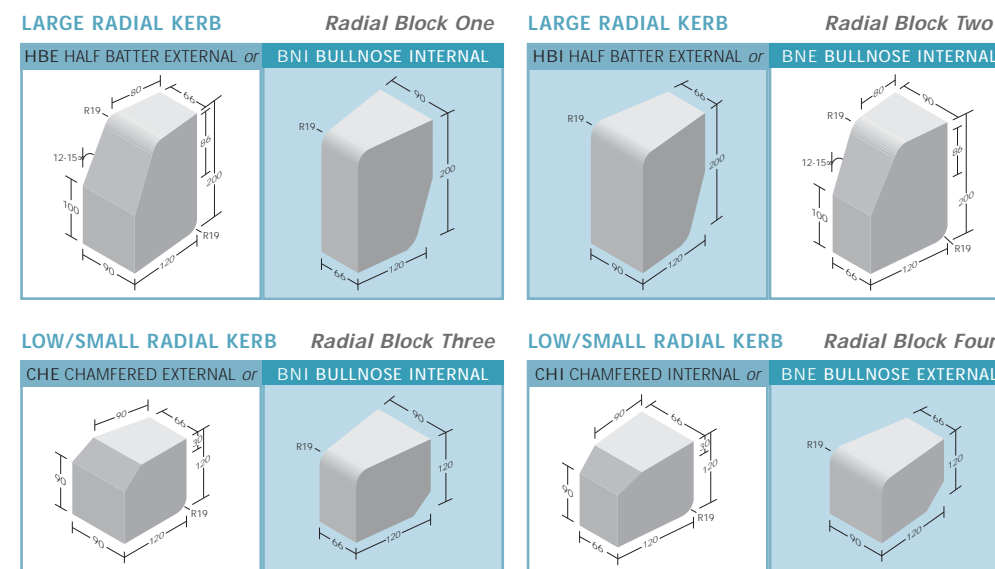
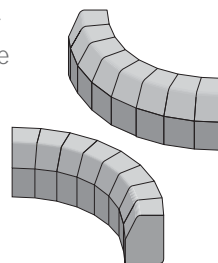
DIMENSIONS	LARGE KERB	SMALL KERB	WEATHERED KERB		
Size (mm)	200 x 120 x 100	120 x 120 x 100	200 x 160 x 100		
PACK INFORMATION			Laid 200 mm wide	Laid 160 mm wide	Laid 100 mm wide
Linear metres	14.4	21.6 / 25.2*	28.0	22.4	14.0
Pack weight (kg)	720	670 / 782*	1000		

PLASKERB SHOULD BE ORDERED PER LINEAR METRE IN FULL PACKS

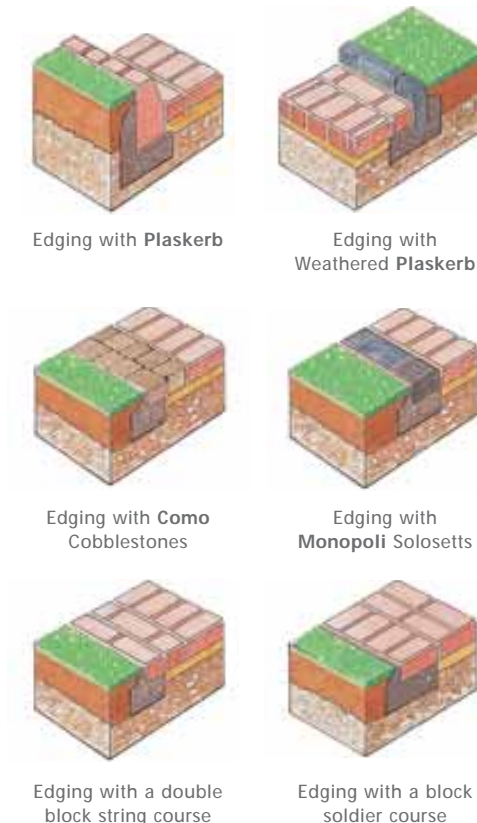
\*WESTERN DIVISION

## PLASKERB RADIAL BLOCKS HALF BATTER, CHAMFERED AND BULLNOSE

**Plaskerb Radial Blocks** have been designed to reduce the need for cutting on site. They are available in two sizes, large and small, and have two different profiles on each block. They can be laid one way with a half batter or the other way with a bullnose edge and are designed to complement the existing range of Plaskerbs and Accessories. Available in four colours, Red, Buff, Brindle and Charcoal, they can be used on their own or combined with standard Plaskerbs to create the finishing touches to any drive or patio area.

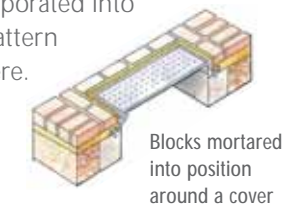


## EDGE RESTRAINTS FOR PATHS AND DRIVEWAYS USING PLASKERB & PLASPAVE BLOCKS

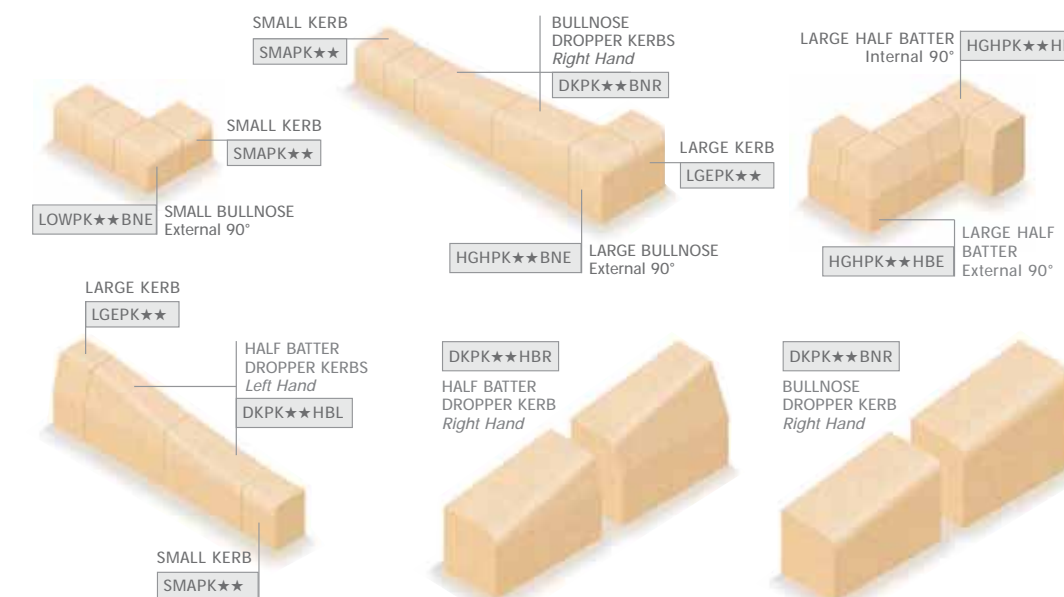


## MANHOLES

Plaspave laid in a stretcher or soldier course can be used to make a feature of unsightly ironwork such as manholes. Where the manhole cover has straight sides, blocks can be laid in a stretcher course and butted up against the unit. Alternatively, a recessed manhole cover can be incorporated into the laying pattern as shown here.



## VERSATILE PLASKERB UNITS TO SUIT A RANGE OF APPLICATIONS



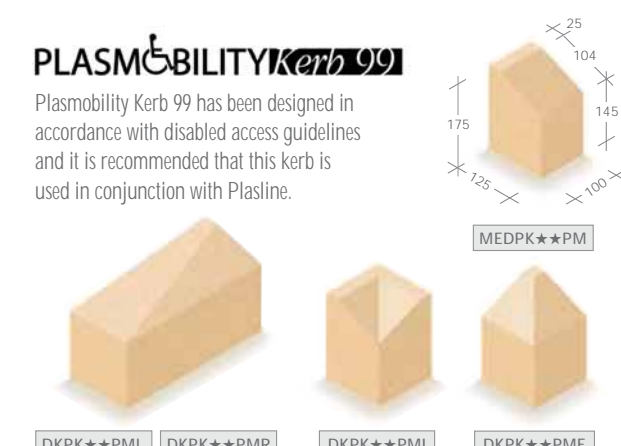
★★ COLOUR SPECIFICATION KEY BRINDLE BL • CHARCOAL CL • RED RD • BUFF BF • Example - SMAPKCL Small Kerb in Charcoal

## PLASLINE

Plasline is appropriate for all surface areas subject to traffic by vehicles, wheelchairs, pushchairs. The minimal nature of the chamfer virtually eliminates the uncomfortable vibration and bumping associated with full chamfer paving. Maintenance is reduced as moss growth is minimised.

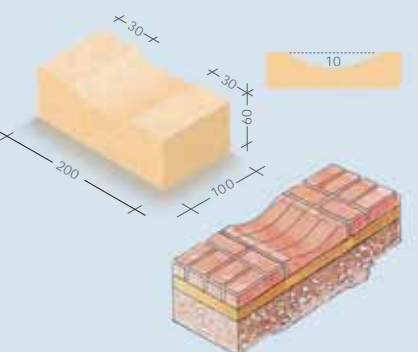
## PLASMOBILITY Kerb 99

Plasmobility Kerb 99 has been designed in accordance with disabled access guidelines and it is recommended that this kerb is used in conjunction with Plasline.



## PLASKERB CHANNEL BLOCKS

These Channel Blocks are specifically designed to help clear standing water and drainage in most domestic driveway applications.



Conventional concrete block paved areas are impermeable pavements, so a surface water drainage system should be installed. Channels can be constructed using rectangular paving blocks or proprietary drainage channels. Plaskerb Channel Blocks are available in small (3.2 lin.m) or large (33.6 lin.m) packs to suit project size.

## COMO CIRCLE STARTER SETT

This Starter Sett is ideal for use as the centre block of a Como Circle feature.





# IMPORTANT READING FOR PAVING CONTRACTORS AND DOMESTIC CUSTOMERS

## CHOOSING A COLOUR

The colours in this brochure are as accurate as reprographic and four colour printing processes allow. To assist you in making a colour choice there is a Plaspave Colour Swatch which represents each colour in patterns of actual size products. Ask your contractor to show you this swatch. **WHEN FINALLY DECIDING ON COLOURS, IT IS RECOMMENDED THAT CUSTOMERS SEE SAMPLES.**

One of the positive benefits of Plaspave is that colours will appear to change very slightly in different levels of light.

You will notice a difference between bright sunlight, summer and winter light, wet and dry. It should also be noted that while every effort is made to ensure the consistency of product colour and texture across batches and between factories some slight variation is possible. Please ensure you order all the packs you require so that they can be supplied from the same batch. Paving contractors should follow best laying practice - mixing product on the site from a minimum of three packs.

## WHITE STAINING ON THE SURFACE OF THE PRODUCT

Plaspave product ingredient mixes combined with modern, sophisticated curing technology contribute to reduce the incidence of efflorescence. However, all Concrete Products have a tendency to be subject to efflorescence staining in their early life. This is a naturally occurring phenomenon which should not be regarded as cause for concern. Efflorescence is not detrimental to the performance of the pavers and is usually a temporary condition which tends to disappear with weathering over a period of time.

## FITNESS FOR PURPOSE

All products featured in this brochure are intended for residential/domestic use either as footpaths, patios or driveway/parking areas for cars and light vans. The manufacturer cannot be responsible for the loss of driveway integrity or paver damage resulting from overrun by trade vehicles, large vans, trucks, skips and similar heavy traffic. All Plaspave Concrete Block Paving products are manufactured by companies in the Plasmor Group under Quality Assurance BS EN ISO 9001:2000. Plasmor expects the paving contractors and householder to inspect packs of product prior to laying and in the unlikely event that any pack of product reaches you in an unsatisfactory condition, the Merchant Retailer should be notified immediately. **It is important to identify any defect that is visually apparent prior to laying as the manufacturer cannot be responsible for costs of uplifting and relaying.** All products supplied by Plasmor Limited are subject to standard Plasmor Conditions of Sale which outline the extent of our Manufacturer's liability.



## LAYING ADVICE

Please ensure you order all the packs you require so that they can be supplied from the same batch. Paving contractors should follow best laying practice - mixing product on the site from a minimum of three packs. Products such as Sorrento and Amalfi are rumbled during manufacturing and this process may leave a dusty residue on the surface of some pavers. This will weather in and be removed over time by rainfall - alternatively it could be removed more quickly by the application of a patio cleaner. This unavoidable residue, although it may be considered unsightly, will in no way affect the performance of the paving. Despite being randomly packaged in the pack, it may not be immediately obvious that Sorrento and Amalfi have a top and bottom - it is important to lay all blocks top upwards! The top face has deeper colours and superior texture.

The spacer nibs are designed to work correctly only when all product is laid "top upwards". Please take a moment to familiarise yourself with the product and observe the positioning of the vertical spacer nibs.

**SORRENTO & AMALFI** - TO IDENTIFY THE TOP - With a right hand grip, the forward facing right hand side of the block should have the spacer-nib 25mm from the front edge. If the spacer nib is 50mm from the front edge then the block is upside down. It will soon become obvious that the visual appeal of the project is improved when all blocks are correctly laid top upwards.

**PALERMO** - When laying Palermo you need to protect the wacker plate with a rubber or neoprene mat to protect the riven surface of the paving. A generous covering of jointing sand will also help to protect the surface.

## ERRORS, OMISSIONS AND CHANGES

*Every effort has been made to ensure the accuracy of the information provided in this brochure but it is published errors and omissions excepted. No part of the brochure constitutes part of an actual or implied contract. Plasmor's Standard Terms and Conditions apply. Colours, textures, dimensions, weights are subject to manufacturing tolerances and the specification and availability of product ranges and colours may be subject to change without prior notice.*

For further information contact one of the Plasmor Limited regional telephone numbers:

**EASTERN ENGLAND:**  
**01977 673221**

**WESTERN ENGLAND:**  
**0151 423 1161**

or visit our website where you'll find our Galleria of inspirational homes and gardens, design hints and tips, block laying patterns, diy information and contractor or stockist details:

**TRADE VISITOR**  
**[www.plasmor.co.uk](http://www.plasmor.co.uk)**

**HOMEOWNER:**  
**[www.plaspave.co.uk](http://www.plaspave.co.uk)**